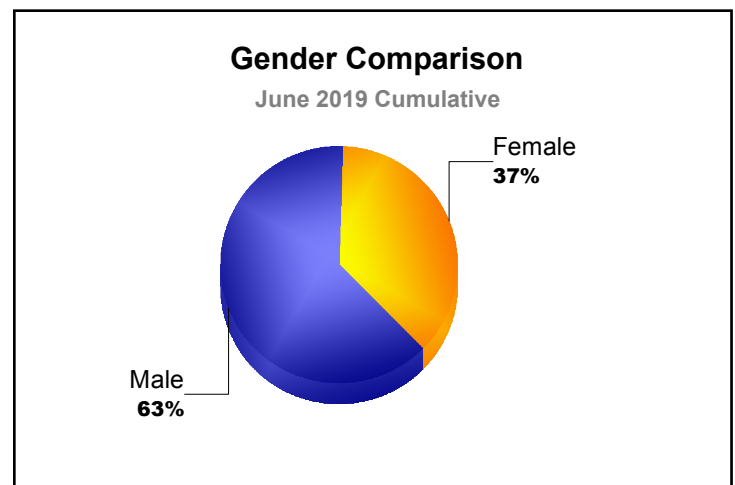
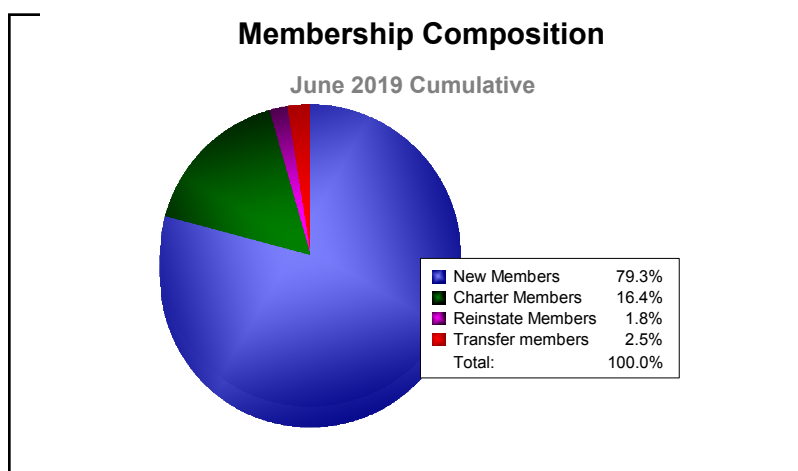
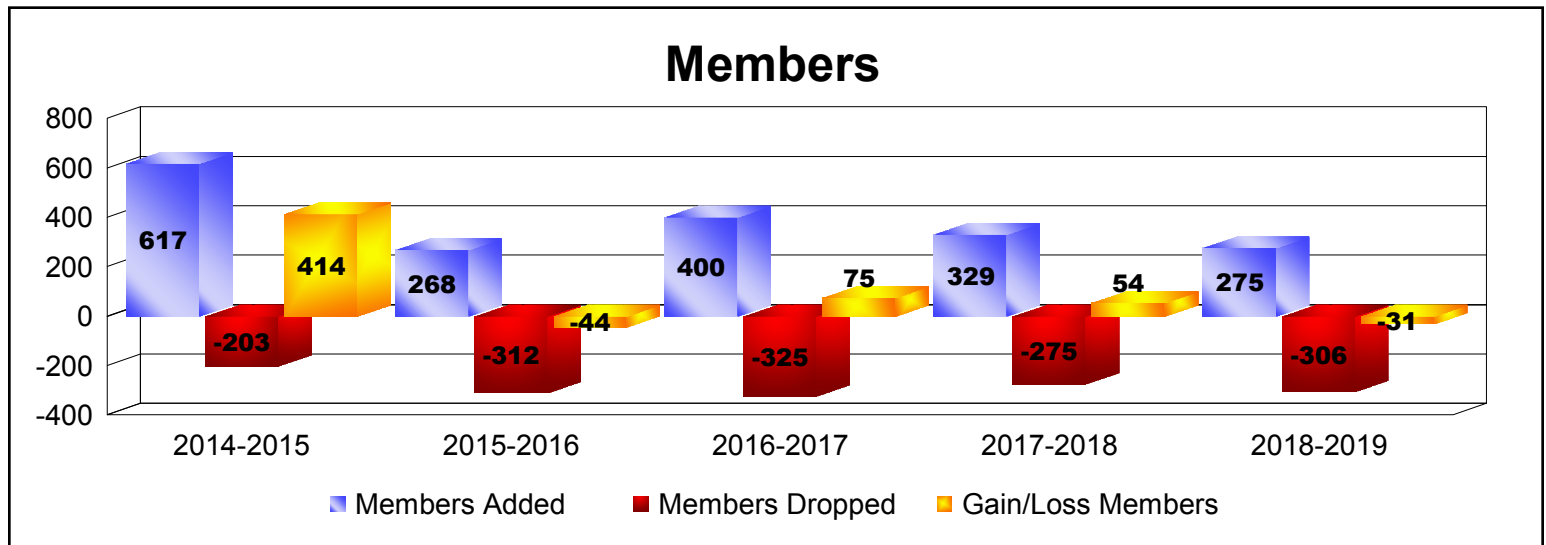
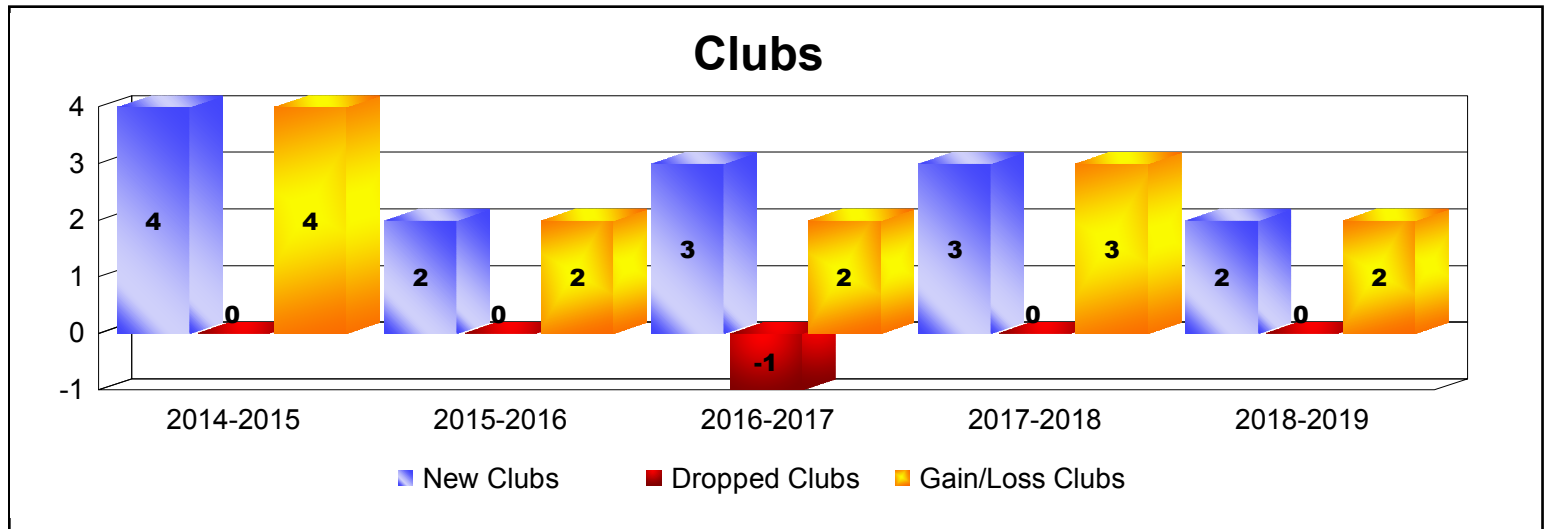
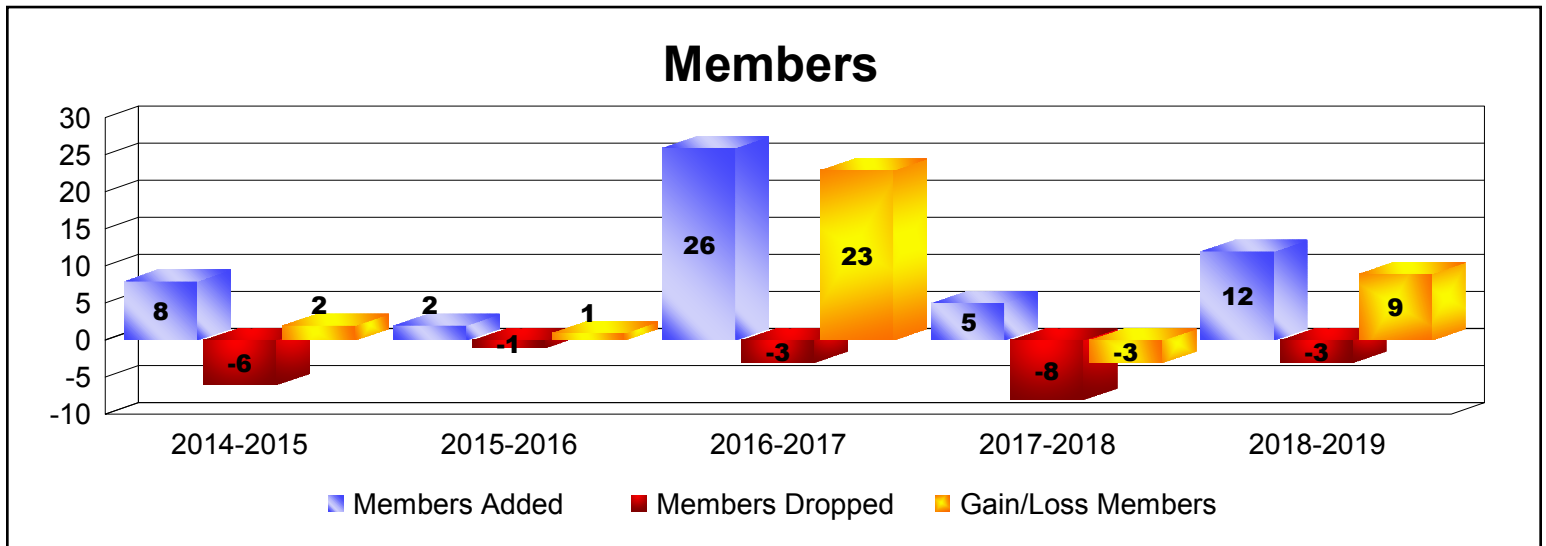
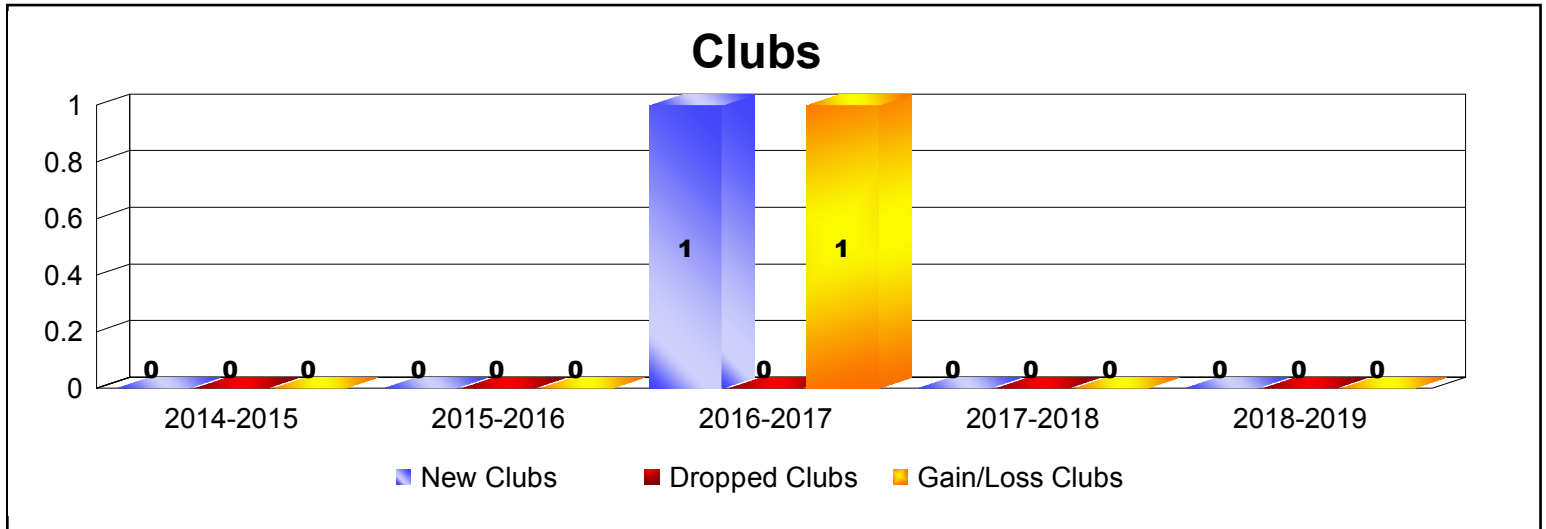


Year	New Clubs	Dropped Clubs	Gain/ Loss Clubs	New Members	Charter Members	Reinstate Members	Transfer Members	Total Member Added	Total Members Dropped	Gain/ Loss Members
2014-2015	4	0	4	443	150	23	1	617	-203	414
2015-2016	2	0	2	207	51	7	3	268	-312	-44
2016-2017	3	-1	2	285	101	7	7	400	-325	75
2017-2018	3	0	3	229	78	17	5	329	-275	54
2018-2019	2	0	2	218	45	5	7	275	-306	-31
<b>Average</b>	<b>3</b>	<b>0</b>	<b>3</b>	<b>276</b>	<b>85</b>	<b>12</b>	<b>5</b>	<b>378</b>	<b>-284</b>	<b>94</b>

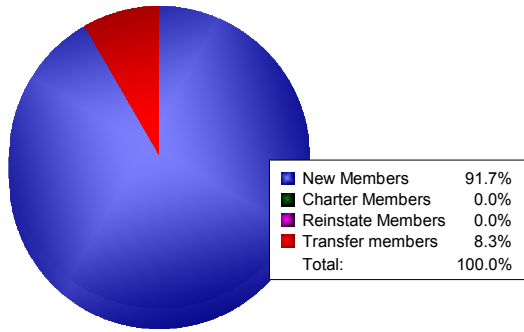


Year	New Clubs	Dropped Clubs	Gain/ Loss Clubs	New Members	Charter Members	Reinstate Members	Transfer Members	Total Member Added	Total Members Dropped	Gain/ Loss Members
2014-2015	0	0	0	6	0	2	0	8	-6	2
2015-2016	0	0	0	2	0	0	0	2	-1	1
2016-2017	0	0	0	6	0	0	0	6	-3	3
2016-2017	1	0	1	0	20	0	0	20	0	20
2017-2018	0	0	0	5	0	0	0	5	-3	2
2017-2018	0	0	0	0	0	0	0	0	-5	-5
2018-2019	0	0	0	6	0	0	0	6	-1	5
2018-2019	0	0	0	5	0	0	1	6	-2	4
<b>Average</b>	<b>0</b>	<b>0</b>	<b>0</b>	<b>4</b>	<b>3</b>	<b>0</b>	<b>0</b>	<b>7</b>	<b>-3</b>	<b>4</b>



## Membership Composition

June 2019 Cumulative



## Gender Comparison

June 2019 Cumulative

